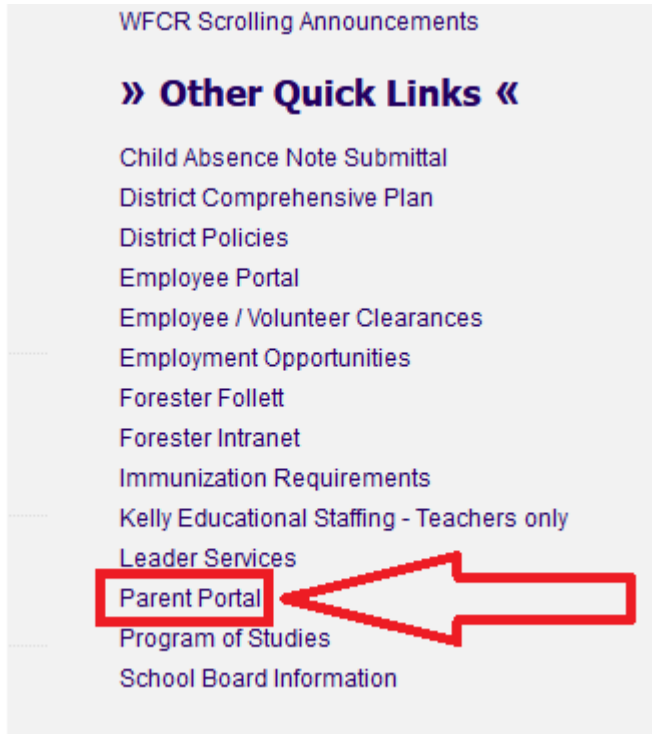


Accessing the Parent Portal for Report Cards.

1. First, head to fcrsd.org and scroll to “Other Quick Links” and click on “Parent Portal”



2. Next, enter your username and password. If you need help logging in, contact the IT department at Technology@fcrsd.org or (570)785-24322

Campus Paren

Forest City Regional School District

Parent Username

Password

Log In

[Help](#)

[Log In to Campus Student](#)

or

[New User?](#)

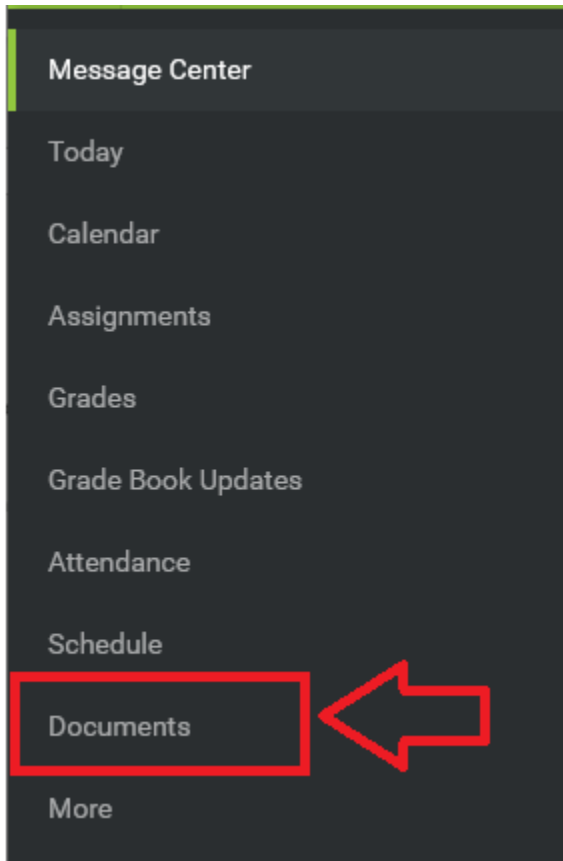
Announcements

School Meal Distribution will be on Tuesdays from 10:00 - 11:30 and 3:30 - 5:00 In front of Elementary School Entrance.

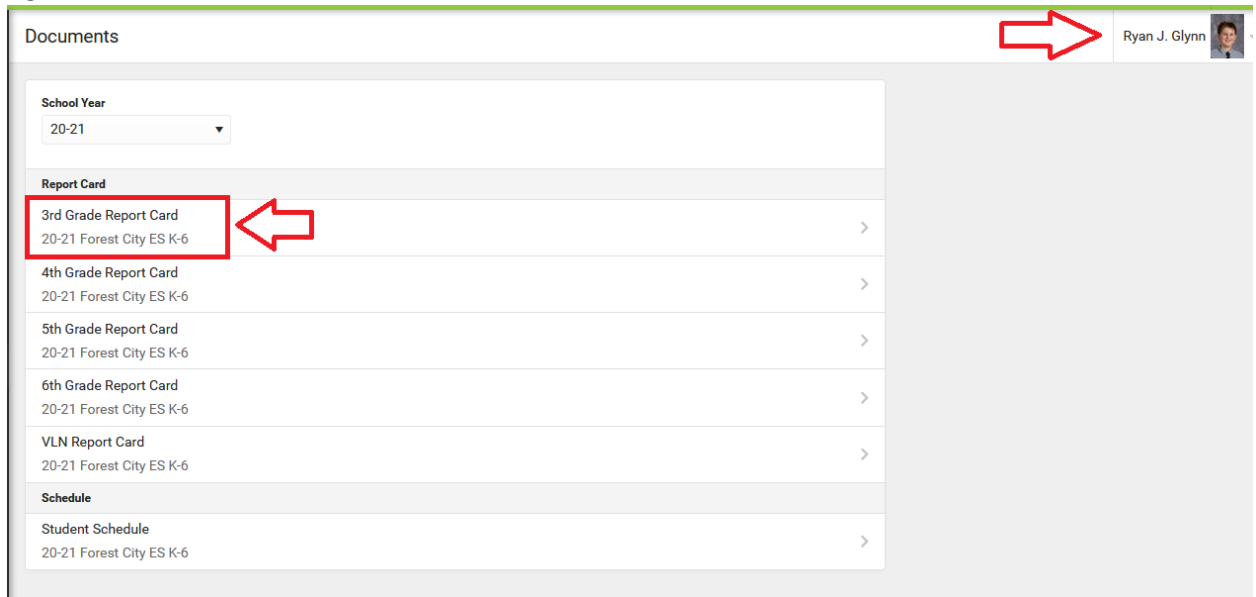
FCRSD will continue to operate in the FULL Virtual Learning model through Friday, January 15th. Live, In-person classes will resume Monday, January 18th.

[2020-2021 School Calendar](#)

3. Click on “Documents”



4. Click on the Report Card for the grade your selected child is in. The child selector is in the upper right corner.



5. A pop-up window will show up with the report card. If you get a notice about allowing pop-ups, make sure to hit “Allow”